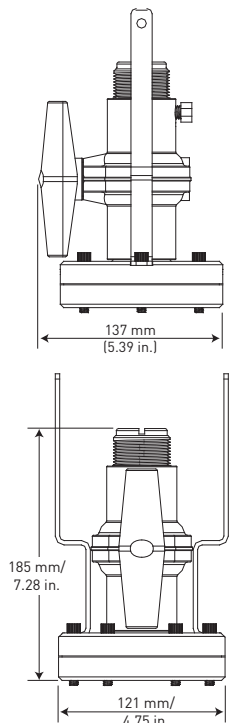
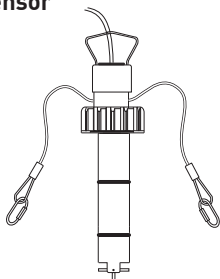


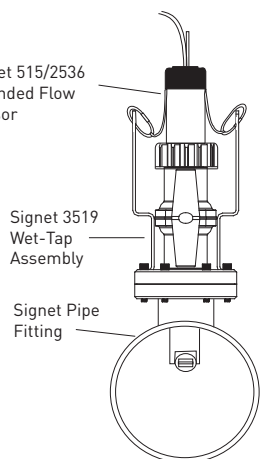
Dimensions



Model 515 or 2536 Wet-Tap Sensor



Signet 515/2536 Extended Flow Sensor



Please refer to **Wiring, Installation, and Accessories** sections for more information.

3-3519.099 Rev B (01/10)

Specifications

General

Body: PVC
 Ball Seat: PTFE
 Seals: FPM (std) or EPR (EPDM)
 also available, contact factory
 Hardware: 302/304SS (brackets),
 18/8SS (nuts & bolts)

Shipping Weight 1.3 kg 2.86 lb

Standards & Approvals

- Manufactured under ISO 9001 for Quality and ISO 14001 for Environmental Management

See Temperature and Pressure graphs for more information.

Max. Pressure/Temperature Rating

- 7 bar max. @ 20 °C
 (100 psi max. @ 68 °F)
- 1.4 bar max. @ 66 °C
 (20 psi max. @ 150 °F)

Wet-Tap Maximum Installation/Removal

Rating:
 1.7 bar @ 22 °C (25 psi @ 72 °F)

Application Tips

- Once installed, sensor insertion and removal can be performed without process shutdown; see installation/removal pressure specifications page.
- Use the Conduit Adapter Kit when used in outdoor environments. See Accessories section.
- For liquids containing ferrous particles, use Signet Magmeters.
- Use sensors with sleeved rotors in abrasive liquids to reduce wear.
- For systems with components of more than one material, maximum temperature and pressure specifications must always be referenced to the component with the lowest rating.

Ordering Information

Part Number	
3-3519	Wet-Tap Valve for 515 and 2536 Wet-Tap flow sensors
	Flow Range
N/C	Valve only
515-P3*	Valve with Model 515 sensor for ½ to 4 inch pipes
515-P4*	Valve with Model 515 sensor for 5 to 8 inch pipes
515-P5*	Valve with Model 515 sensor for 10 to 36 inch pipes
2536-P3**	Valve with Model 2536 sensor for ½ to 4 inch pipes
2536-P4**	Valve with Model 2536 sensor for 5 to 8 inch pipes
2536-P5**	Valve with Model 2536 sensor for 10 to 36 inch pipes
3-3519	Example Part Number - Valve Only
3-3519 /515-P3	Example Part Number - Valve with Sensor

Model 3519 Ordering Notes

- 1) N/C = no code needed.
- 2) *See model 515 data sheet for sensor specifications.
- 3) **See model 2536 data sheet for sensor specifications.
- 4) Models 515 and 2536 Wet-Tap sensors can be ordered separately.

Components	Mfr. Part No./Code	Components	Mfr. Part No./Code
3-3519	159 000 757	3519/2536-P3	159 000 822
3519/515-P3	159 000 819	3519/2536-P4	159 000 823
3519/515-P4	159 000 820	3519/2536-P5	159 000 824
3519/515-P5	159 000 821		