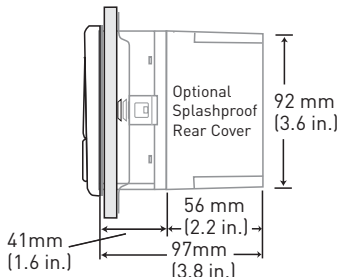
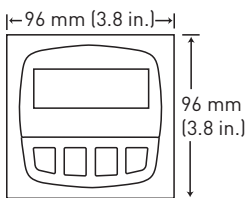
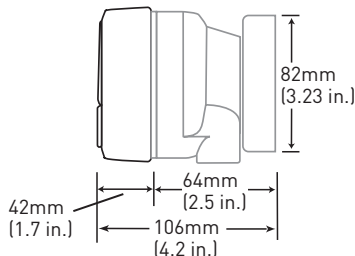


Dimensions

3-8550-XP



Field version with universal mount



Model 8550

Ordering Notes

- 1) Use the field mount version to directly mount the instrument to the Model 515 or 2536 integral mount sensor. See sensor data sheet for more information.
- 2) Field mount and sensor can be ordered in a package. See Integral Mount for more information.
- 3) Panel Cutout should be 92 mm X 92 mm (3.62 in X 3.62 in.).
- 4) An optional splash proof rear cover for the panel mount version can be ordered separately if needed.

Please refer to **Wiring, Installation, and Accessories** sections for more information.

Specifications

General

Compatibility:

Signet Flow Sensors with frequency outputs

- Accuracy: $\pm 0.5\%$ of reading
 Display: Alphanumeric 2 x 16 LCD
 Update Rate: 1 second
 Contrast: User selectable, 5 levels

Materials

- Enclosure: PBT
- Panel Case Gasket: Neoprene
- Window: Polyurethane coated polycarbonate
- Keypad: Sealed 4-key silicone rubber

Electrical

- Power: 12 to 24 VDC $\pm 10\%$, regulated
 [-1] 90 mA max.
 [-2] 220 mA max.
 [-3] 100 mA max.

Sensor Input Range: 0.5 to 1500 Hz

Sensor Power:

- 2-wire: 5 VDC $\pm 1\%$ @ 1.5 mA
 - 3 or 4 wire: 5 VDC $\pm 1\%$ @ 20 mA
- Optically isolated from current loop
 Short circuit protected

Current Output

- 4 to 20 mA, isolated, passive, fully adjustable and reversible
- Max. Loop Impedance:
 50 Ω max. @ 12 V
 325 Ω max. @ 18 V
 600 Ω max. @ 24 V
- Update Rate: 100 ms
- Accuracy: ± 0.03 mA

Ordering Information

Instrument Part Number	
3-8550	ProcessPro® Flow Transmitter
	Sensor Input, Sensor Power, Outputs - Choose One
-1	One input, 2 or 4 wire, 4 to 20 mA and open collector for Hi, Lo, Pulse, or Frequency
-2	One input, 4 wire, 4 to 20 mA and 2 relays for Hi, Lo, or Pulse
-3	Two inputs, 2 or 4 wire, two 4 to 20 mA outputs and 2 open collectors for Hi, Lo, Pulse, or Frequency
	Field or Panel Mount - Choose One
-	Field mount
P	Panel mount; includes mounting bracket and panel gasket
3-8550 - 1	Example Part Number - Field mount

Mfr. Part No.	Code	Mfr. Part No.	Code
3-8550-1	159 000 047	3-8550-2P	159 000 050
3-8550-1P	159 000 048	3-8550-3	159 000 051
3-8550-2	159 000 049	3-8550-3P	159 000 052

Accessories and Replacement Parts

Mfr. Part No.	Code	Description
Mounting Accessories		
3-8050	159 000 184	Universal mounting kit
3-8051	159 000 187	Flow integral mount NPT
3-0000.596	159 000 641	Heavy duty wall mount bracket (panel mount only)
3-5000.598	198 840 225	Surface mount bracket (panel mount only)
3-8050.395	159 000 186	Splashproof rear cover (panel mount only)
Liquid Tight Connectors and Other		
3-9000.392	159 000 368	Liquid tight connector kit for rear cover (includes 3 connectors)
3-9000.392-1	159 000 839	Liquid tight connector kit, NPT (1 connector)
3-9000.392-2	159 000 841	Liquid tight connector kit, PG 13.5 (1 connector)
3-8050.396	159 000 617	RC filter kit (for relay use)

Electrical (continued)

Relay Output:

- Mechanical SPDT contacts:
High, Low, Pulse, Off
- Maximum Voltage Rating:
30 VDC @ 5 A, 250 VAC @ 5 A resistive load
- Hysteresis: User selectable
- Maximum 400 pulses/min.

Open-Collector Output:

- High, Low, Pulse, Off
- Optically isolated,
50 mA max. sink, 30 VDC max. pull-up voltage.
- Hysteresis: User selectable for exiting alarm condition
- Maximum 400 pulses/min.

Environmental

- Operating Temperature:
-10 °C to 70 °C (14 °F to 158 °F)
- Storage Temperature:
-15 °C to 80 °C (5 °F to 176 °F)
- Relative Humidity:
0 to 95%, non-condensing
- Enclosure: NEMA 4X/IP65 (front)

Shipping Weight 0.325 kg 0.8 lb

Standards and Approvals

- CE, UL, CUL
- RoHS compliant
- Manufactured under ISO 9001 for Quality and ISO 14001 for Environmental Management